

**FONDOVALLE**

**POR  
TLA  
ND**



URBAN NATURE



## PORTLAND

PORCELAIN STONEWARE 160X320 120X240 120X120 60X120 80X80 40X80 60X60 30X60

# ENHANCED SIZES TO BROADEN YOUR HORIZONS

Materiali amplificati per allargare i tuoi orizzonti | Des matériaux amplifiés pour élargir vos horizons | Vergrößerte Materialien zur Erweiterung Ihres Horizonts | Крупноформатный материал для расширения ваших горизонтов

Grandi formati a spessore sottile e nuovi cromatismi rinnovano la collezione, lasciando inalterato il richiamo all'affascinante suggestione del cemento lavorato a mano, arricchito di contenuti tecnici performanti e di nuove decorazioni. Con i suoi 5 colori essenziali e neutri, Portland impreziosisce spazi residenziali e commerciali con un gusto contemporaneo dalla forte personalità.

Slender tiles in large sizes and new colours bring a new feel to the collection without lessening the appeal of the hand-worked concrete finish. Enriched with high-performance engineering features and new decorative offerings. With its five essential, neutral shades, Portland enhances homes and businesses alike, bringing a contemporary mood and strong personality.

De grands formats avec de petites épaisseurs et de nouveaux chromatismes renouvellent la collection, sans modifier le rappel à la suggestion fascinante du béton travaillé à la main, enrichi de contenus techniques performants et de nouvelles décorations. Avec ses 5 couleurs essentielles et

neutres, Portland enrichit les espaces résidentiels et commerciaux avec un style contemporain de caractère.

Große Formate mit kleinen Stärken und neuen Farben erneuern die Kollektion, lassen dabei aber den Bezug auf den reizvollen Eindruck des von Hand bearbeiteten Betons unverändert, der durch leistungsstarke technische Inhalte und neue Dekorationen bereichert wird. Mit seinen 5 neutralen Grundfarben bereichert Portland Wohn- und Geschäftsräume durch einen modernen Geschmack mit starker Persönlichkeit.

Большие форматы малой толщины и новые цвета обновляют коллекцию, оставляя неизменным призыв к очаровательной красоте обработанного вручную цемента, дополненного высокой технической составляющей и новым декором. 5 сдержанных, нейтральных цветов Portland в современном вкусе придают дополнительную ценность жилым и торговым пространствам и наделяют их сильным характером.

## PORTLAND

PORCELAIN STONEWARE 160X320 120X240 120X120 60X120 80X80 40X80 60X60 30X60

# EXPRESSION THAT LEAVES ROOM FOR IMAGINATION

L'espressione che lascia spazio all'immaginazione | L'expression qui fait place à l'imagination |  
Die Ausdrucksform, die der Vorstellungskraft Raum lässt | Выражение, не забывающее о воображении

Su una superficie effetto cemento, disponibile in un'ampia gamma di formati e spessori differenti, si alternano effetti grafici tipici della lavorazione del cemento, calibrati in un piacevole gioco di contrasti armonici, tra sfumature tonali e delicati accenti decorativi. Rimandi a una tradizione dallo spirito "urban" lasciano spazio alla voglia di cambiare per ridisegnare gli ambienti della casa secondo la propria personalità, con uno stile unico e inconfondibile.

This concrete-look material, available in a vast assortment of sizes and thicknesses, features a stunning finish that recreates the effects of cement processing. A pleasing, harmonious juxtaposition of contrasting shades and subtle decorative accents. A hint of tradition with an urban vibe that allows users to redesign their home interiors in line with their personality, creating a unique, distinctive style.

Sur une surface effet béton, disponible dans une vaste gamme de formats et d'épaisseurs différents, alternent des effets graphiques typiques du travail du béton, calibrés en un jeu agréable de contrastes harmonieux, fait de tons nuancés et d'accents décoratifs délicats. Les rappels d'une tradition à l'esprit "urban" font place à l'envie de changer pour redessiner les espaces de la maison

suivant la personnalité de chacun, avec un style inimitable et unique.

Auf einer Oberfläche mit Beton-Effekt, die in einer breiten Palette von Formaten und unterschiedlichen Stärken erhältlich ist, wechseln sich angenehme, für die Bearbeitung des Betons typische grafische Effekte ab, die in einem geschmackvollen Spiel von harmonischen Kontrasten, zwischen Schattierungen des Farbtons und zarten Schmuckakzenten kalibriert sind. Bezüge auf eine Tradition im Stile des "urban" lassen dem Willen zur Veränderung Raum, um die Räume der Wohnung entsprechend der eigenen Persönlichkeit mit einem einzigartigen und unverwechselbaren Stil neu zu gestalten.

На поверхности с эффектом цемента, представленной в большом ассортименте форматов и толщины, чередуются приятные графические эффекты, характерные для обработки цемента, откалиброванные для создания приятной игры гармоничных контрастов с оттенками цветовых тонов и нежными декоративными элементами. Ссылки на традиции в городском духе оставляют место для стремления к изменениям, чтобы оформить интерьеры дома по собственному вкусу, в едином и неповторимом стиле.



# PORTLAND

MATCHING COLOURS AND SURFACES



06



03



04



02



01



- 01\_Portland Jordan
- 02\_Portland Tabor
- 03\_Portland Lassen
- 04\_Portland Helen
- 05\_Portland Hood
- 06\_Portland Helen Mood
- 07\_Hickory Grizzle

05



07

PORTLAND HOOD

# CONTEMPORARY DESIGN

Un progetto contemporaneo  
Un projet contemporain  
Ein zeitgenössisches Projekt  
Современный проект



Portland Hood 120x240 . 47,24"x94,49" / 120x120 . 47,24"x47,24"











Portland Hood Magazine 40x80 . 15,75"x31,50"



Portland Hood decorato 80x80 . 31,50"x31,50"



**PORTLAND**  
Hood Magazine



**PORTLAND**  
Hood decorato

PORTLAND JORDAN

— 18 —

# CREATIVITY COMES ALIVE IN SHADES OF WHITE

La creatività prende vita nei toni del bianco  
La créativité prend vie à travers les tons du blanc  
Die Kreativität erwacht in den Weißtönen zum Leben  
Креативность оживает в белых тонах



Portland Jordan 120x120 . 47,24"x47,24"  
Portland Tabor 120x240 . 47,24"x94,49"

— 19 —



PORTLAND TABOR / HELEN

# SUBTLE AND STYLISH TEXTURE

Texture leggera e raffinate  
Des textures légères et raffinées  
Leichte und auserlesene Texturen  
Легкие и изысканные текстуры

Portland Tabor Mood 120x120 . 47,24"x47,24"







Portland Helen decorato 60x60 . 23,62"x23,62"



**PORTLAND**  
Helen



**PORTLAND**  
Helen decorato



Portland Helen mix size 30x60 . 11,81"x23,62"  
Portland Helen 30x60 . 11,81"x23,62"







Portland Tabor decorato 80x80 . 31,50"x31,50"



**PORTLAND**  
Tabor Magazine



**PORTLAND**  
Tabor decorato



Portland Tabor Magazine 40x80 . 15,75"x31,50"

PORTLAND LASSEN

# ESSENTIAL OUTDOOR ARCHITECTURE

Architetture essenziali  
Des architectures essentielles  
Sachliche Architekturen  
Строгие архитектурные линии




Portland Lassen 120x240 . 47,24"x94,49"







Portland Lassen mosaico 30x30 . 11,81"x11,81"



Portland Lassen decorato 60x60 . 23,62"x23,62"

# PORTLAND

Lastre di ceramica in gres porcellanato - Gruppo Bla UGL | Porcelain stoneware slabs - Gruppe Bla UGL | Dalles en céramique en grès céram - Group Bla UGL | Keramikplatten aus Feinsteinzeug - Groupe Bla UGL | керамические плиты из керамогранита - группа Bla UGL

## THICKNESS

6,5 mm  
SELF LEVELING  
10 mm

## SURFACES

Naturale Rettificato | Natural Rectified  
Naturel Rectifié | Natural Rektifiziert  
Натуральный Ректифицированный

## SIZES

160x320  
120x240  
120x120  
60x120  
80x80  
40x80  
60x60  
30x60

## TECH INFO



Materiali ceramici prodotti con differenti tecnologie, con risultati estetici differenziati che non consentono la miscelazione tra i diversi spessori | Ceramics manufactured using a range of technologies, with different effects, which do not allow materials with different thicknesses to be used together



160x320*	120x240**	120x120	60x120	80x80	40x80	60x60	30x60
62,99"x125,98"	47,24"x94,49"	47,24"x47,24"	23,62"x47,24"	31,50"x31,50"	15,75"x31,50"	23,62"x23,62"	11,81"x23,62"

Imballi | Packages | Emballages | Verpackungen | Упаковка

M²   SQM	pcs. x	m² x	kg x	x	m² x	kg x	m² x pcs.	kg x m²	kg cassa kg box	kg totali total kg	dimensione esterna cassa crate overall dimensions
<b>Thickness 6,5 mm</b>											
160x320	1	5,12	80,00	14	71,68	1120,00	5,12	15,50	130	1250,00	344,6x174,6x40,4 cm
120x240	1	2,88	44,64	18	51,84	803,52	2,88	15,50	69	872,52	253x132x30,4 cm
120x120	2	2,88	44,64	20	57,60	892,80	1,44	15,50	37	929,80	131,2x131,2x56,2 cm
120x120 decoro Mood	2	2,88	44,64	20	57,60	892,80	1,44	15,50	37	929,80	131,2x131,2x56,2 cm
60x120	2	1,44	22,32	40	57,60	892,80	0,72	15,50	20	912,80	80x120 cm with lateral side
<b>Thickness 10 mm</b>											
120x120	1	1,44	33,41	30	43,20	1002,00	-	-	-	-	-
60x120	2	1,44	32,00	30	43,20	960,00	-	-	-	-	-
80x80 tinta unita / decorato	2	1,28	28,00	40	51,20	1120,00	-	-	-	-	-
40x80 tinta unita / dec. Magazine	4	1,28	28,00	48	61,44	1344,00	-	-	-	-	-
60x60 tinta unita / decorato	4	1,08	24,00	32	34,56	768,00	-	-	-	-	-
30x60 tinta unita	4	1,08	16,00	32	34,56	512,00	-	-	-	-	-
30x60 mix size	5	0,90	21,28	48	43,20	1021,44	-	-	-	-	-
<b>PZ   PCS</b>											
<b>Thickness 6,5 mm</b>											
8x120 battiscopa	7	-	10,50	-	-	-	-	-	-	-	-
33x120x5 gradino lineare LL	1	-	7,30	-	-	-	-	-	-	-	-
33x120x5 gradino angolare LL	1	-	7,50	-	-	-	-	-	-	-	-
<b>Thickness 10 mm</b>											
30x30 mosaico	6	0,54	12,78	48	25,92	613,44	-	-	-	-	-

\* Lastre realizzate attraverso impasti tecnici colorati con colori dedicati | Slabs produced using coloured body mix with technical features available in dedicated shades

\*\* Lastre realizzate attraverso impasti colorati con colori standard | Slabs produced using coloured body mix available in standard shades

# PORTLAND

Naturale Rettificato | Natural Rectified | Naturel Rectifié | Natural Rektifiziert | Натуральный Ректифицированный

Jordan



160x320 . 62,99"x125,98"  
PTL099 ▽ 6,5



120x240 . 47,24"x94,49"  
PTL061 ▽ 6,5



60x120 . 23,62"x47,24"  
PTL088 ▽ 6,5  
PTL110 ▽ 10



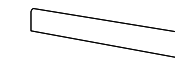
120x120 . 47,24"x47,24"  
PTL057 ▽ 6,5  
PTL109 ▽ 10



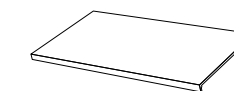
80x80 . 31,50"x31,50"  
PTL117 ▽ 10



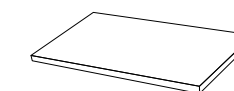
40x80 . 15,75"x31,50"  
PTL118 ▽ 10



8x120 . 3,15"x47,24"  
battiscopa  
PTL111 ▽ 6,5  
8x80 . 3,15"x31,50"  
battiscopa  
PTL143 ▽ 10



33x120x5 . 12,99"x47,24"x1,97"  
gradino lineare LL  
PTL112 ▽ 6,5



33x120x5 . 12,99"x47,24"x1,97"  
gradino angolare LL  
PTL113 ▽ 6,5



# PORTLAND

Naturale Rettificato | Natural Rectified | Naturel Rectifié | Natural Rektifiziert | Натуральный Ректифицированный

## Hood



160x320 . 62,99"x125,98"  
PTL091 ▽ 6,5



120x240 . 47,24"x94,49"  
PTL002 ▽ 6,5



60x120 . 23,62"x47,24"  
PTL005 ▽ 6,5  
PTL104 ▽ 10

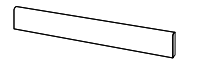
## Hood Mood



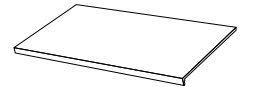
120x120 . 47,24"x47,24"  
PTL004 ▽ 6,5  
PTL103 ▽ 10



120x120 . 47,24"x47,24" decoro  
PTL034 ▽ 6,5



8x120 . 3,15"x47,24"  
battiscopa  
PTL008 ▽ 6,5



33x120x5 . 12,99"x47,24"x1,97"  
gradino lineare LL  
PTL006 ▽ 6,5



33x120x5 . 12,99"x47,24"x1,97"  
gradino angolare LL  
PTL007 ▽ 6,5





# PORTLAND

Naturale Rettificato | Natural Rectified | Naturel Rectifié | Natural Rektifiziert | Натуральный Ректифицированный

## Hood tinta unita



80x80 . 31,50"x31,50"  
03156PTLFR02 ▽ 10



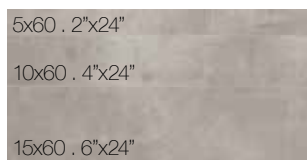
40x80 . 15,75"x31,50"  
03157PTLFR02V ▽ 10




60x60 . 23,62"x23,62"  
0360PTLFR02 ▽ 10



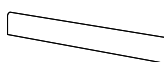
30x60 . 11,81"x23,62"  
0349PTLFR02 ▽ 10



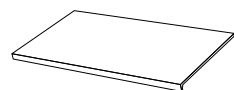
5x60 . 2"x24"  
10x60 . 4"x24"  
15x60 . 6"x24"  
30x60 . 11,81"x23,62" mix size  
0349PTLMXS02 ▽ 10



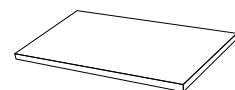
30x30 . 11,81"x11,81"  
mosaico (36 pcs)  
0348PTLMT302 ▽ 10



8x80 . 3,15"x31,50"  
battiscopa tinta unita  
03159PTLB602 ▽ 10



40x80x5 . 15,75"x31,50"x1,97"  
gradino lineare M  
03157PTLG02 ▽ 10



40x80x5 . 15,75"x31,50"x1,97"  
gradino angolare M  
03157PTLA02 ▽ 10

8x60 . 3,15"x23,62"  
battiscopa tinta unita  
0365PTLB602 ▽ 10

Per pose multiformato e con decorazioni si prega di richiedere abbinamenti in fase di ordine | If your design includes different-sized tiles and/or decorative tiles, please specify the combinations required when placing your order | Pour les poses multiformat et avec des décorations, veuillez demander les associations à la commande | Bei Mehrformatverlegungen und mit Dekorationen bitten wir Sie, bei Bestellung die Kombinationen anzufordern | В случае укладки разных форматов или декоров просим вас запросить соответствующие сочетания при заказе.

\* Prodotto con diverse grafiche confezionate in modo casuale | Produced with a variety of a range of different graphic designs which are randomly combined and then packed | Produit avec différents graphismes conditionnés de façon fortuite | Mit unterschiedlichen Graphiken hergestellt und mit einer zufälliger Auswahl verpackt | Изделие имеет разные графические решения, произвольно разложенные в упаковках.

## Hood decorato



80x80 . 31,50"x31,50"  
03156PTLDR02 ▽ 10  
60x60 . 23,62"x23,62"  
0360PTLDR02 ▽ 10

## Hood Magazine



40x80 . 15,75"x31,50" decoro\*  
03157PTLDR02 ▽ 10

# PORTLAND

Naturale Rettificato | Natural Rectified | Naturel Rectifié | Natural Rektifiziert | Натуральный Ректифицированный

## Tabor



160x320 . 62,99"x125,98"  
PTL095 ▽ 6,5



120x240 . 47,24"x94,49"  
PTL010 ▽ 6,5



60x120 . 23,62"x47,24"  
PTL013 ▽ 6,5  
PTL107 ▽ 10

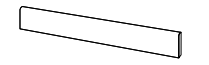
## Tabor Mood



120x120 . 47,24"x47,24"  
PTL012 ▽ 6,5  
PTL106 ▽ 10



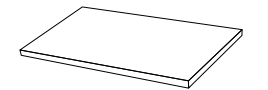
120x120 . 47,24"x47,24" decoro  
PTL036 ▽ 6,5



8x120 . 3,15"x47,24"  
battiscopa  
PTL016 ▽ 6,5



33x120x5 . 12,99"x47,24"x1,97"  
gradino lineare LL  
PTL014 ▽ 6,5



33x120x5 . 12,99"x47,24"x1,97"  
gradino angolare LL  
PTL015 ▽ 6,5



# PORTLAND

Naturale Rettificato | Natural Rectified | Naturel Rectifié | Natural Rektifiziert | Натуральный Ректифицированный

## Tabor tinta unita



80x80 . 31,50"x31,50"  
03156PTLFR05 10



40x80 . 15,75"x31,50"  
03157PTLFR05 10




60x60 . 23,62"x23,62"  
0360PTLFR05 10



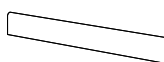
30x60 . 11,81"x23,62"  
0349PTLFR05 10



30x60 . 11,81"x23,62" mix size  
0349PTLMXS025 10

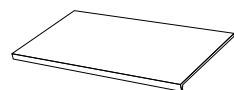


30x30 . 11,81"x11,81"  
mosaico (36 pcs)  
0348PTLMT305 10

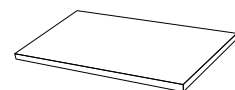


8x80 . 3,15"x31,50"  
battiscopa tinta unita  
03159PTLB605 10

8x60 . 3,15"x23,62"  
battiscopa tinta unita  
0365PTLB605 10



40x80x5 . 15,75"x31,50"x1,97"  
gradino lineare M  
03157PTLG05 10



40x80x5 . 15,75"x31,50"x1,97"  
gradino angolare M  
03157PTLA05 10

## Tabor decorato



80x80 . 31,50"x31,50"  
03156PTLDR05 10  
60x60 . 23,62"x23,62"  
0360PTLDR05 10

## Tabor Magazine



40x80 . 15,75"x31,50" decoro\*  
03157PTLDR05 10

Per pose multiformato e con decorazioni si prega di richiedere abbinamenti in fase di ordine | If your design includes different-sized tiles and/or decorative tiles, please specify the combinations required when placing your order | Pour les poses multiformat et avec des décorations, veuillez demander les associations à la commande | Bei Mehrformatverlegungen und mit Dekorationen bitten wir Sie, bei Bestellung die Kombinationen anzufagen | В случае укладки разных форматов или декоров просим вас запросить соответствующие сочетания при заказе.

\* Prodotto con diverse grafiche confezionate in modo casuale | Produced with a variety of a range of different graphic designs which are randomly combined and then packed | Produit avec différents graphismes conditionnés de façon fortuite | Mit unterschiedlichen Graphiken hergestellt und mit einer zufälliger Auswahl verpackt | Изделие имеет разные графические решения, произвольно разложенные в упаковках.

# PORTLAND

Naturale Rettificato | Natural Rectified | Naturel Rectifié | Natural Rektifiziert | Натуральный Ректифицированный

## Helen



120x240 . 47,24"x94,49"  
PTL018 ▽ 6,5



60x120 . 23,62"x47,24"  
PTL021 ▽ 6,5

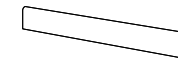


120x120 . 47,24"x47,24"  
PTL020 ▽ 6,5

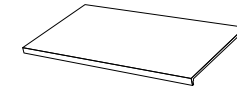
## Helen Mood



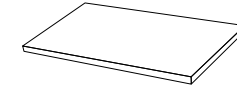
120x120 . 47,24"x47,24" decoro  
PTL038 ▽ 6,5



8x120 . 3,15"x47,24"  
battiscopa  
PTL024 ▽ 6,5



33x120x5 . 12,99"x47,24"x1,97"  
gradino lineare LL  
PTL022 ▽ 6,5



33x120x5 . 12,99"x47,24"x1,97"  
gradino angolare LL  
PTL023 ▽ 6,5



# PORTLAND

Naturale Rettificato | Natural Rectified | Naturel Rectifié | Natural Rektifiziert | Натуральный Ректифицированный

## Helen tinta unita



80x80 . 31,50"x31,50"  
03156PTLFR00 ▽ 10



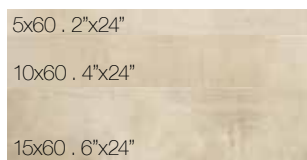
40x80 . 15,75"x31,50"  
03157PTLFR00 ▽ 10



60x60 . 23,62"x23,62"  
0360PTLFR00 ▽ 10



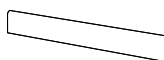
30x60 . 11,81"x23,62"  
0349PTLFR00 ▽ 10



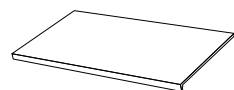
5x60 . 2"x24"  
10x60 . 4"x24"  
15x60 . 6"x24"  
30x60 . 11,81"x23,62" mix size  
0349PTLMXS00 ▽ 10



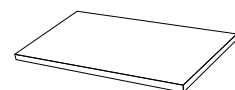
30x30 . 11,81"x11,81"  
mosaico (36 pcs)  
0348PTLMT300 ▽ 10



8x80 . 3,15"x31,50"  
battiscopa tinta unita  
03159PTLB600 ▽ 10



40x80x5 . 15,75"x31,50"x1,97"  
gradino lineare M  
03157PTLG00 ▽ 10



40x80x5 . 15,75"x31,50"x1,97"  
gradino angolare M  
03157PTLA00 ▽ 10

8x60 . 3,15"x23,62"  
battiscopa tinta unita  
0365PTLB600 ▽ 10

Per pose multiformato e con decorazioni si prega di richiedere abbinamenti in fase di ordine | If your design includes different-sized tiles and/or decorative tiles, please specify the combinations required when placing your order | Pour les poses multiformat et avec des décorations, veuillez demander les associations à la commande | Bei Mehrformatverlegungen und mit Dekorationen bitten wir Sie, bei Bestellung die Kombinationen anzufordern | В случае укладки разных форматов или декоров просим вас запросить соответствующие сочетания при заказе.

\* Prodotto con diverse grafiche confezionate in modo casuale | Produced with a variety of a range of different graphic designs which are randomly combined and then packed | Produit avec différents graphismes conditionnés de façon fortuite | Mit unterschiedlichen Graphiken hergestellt und mit einer zufälliger Auswahl verpackt | Изделие имеет разные графические решения, произвольно разложенные в упаковках.

## Helen decorato



80x80 . 31,50"x31,50"  
03156PTLDR00 ▽ 10  
60x60 . 23,62"x23,62"  
0360PTLDR00 ▽ 10

## Helen Magazine



40x80 . 15,75"x31,50" decoro\*  
03157PTLDR00 ▽ 10

# PORTLAND

Naturale Rettificato | Natural Rectified | Naturel Rectifié | Natural Rektifiziert | Naturalный Ректифицированный

Lassen



120x240 . 47,24"x94,49"  
PTL026 ▽ 6,5



60x120 . 23,62"x47,24"  
PTL029 ▽ 6,5

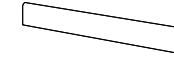


120x120 . 47,24"x47,24"  
PTL028 ▽ 6,5

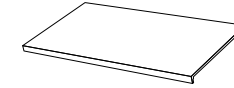
Lassen Mood



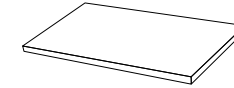
120x120 . 47,24"x47,24" decoro  
PTL040 ▽ 6,5



8x120 . 3,15"x47,24"  
battiscopa  
PTL032 ▽ 6,5



33x120x5 . 12,99"x47,24"x1,97"  
gradino lineare LL  
PTL030 ▽ 6,5



33x120x5 . 12,99"x47,24"x1,97"  
gradino angolare LL  
PTL031 ▽ 6,5



# PORTLAND

Naturale Rettificato | Natural Rectified | Naturel Rectifié | Natural Rektifiziert | Натуральный Ректифицированный

## Lassen tinta unita



80x80 . 31,50"x31,50"  
03156PTLFR03 ▽ 10



40x80 . 15,75"x31,50"  
03157PTLFR03 ▽ 10



60x60 . 23,62"x23,62"  
0360PTLFR03 ▽ 10



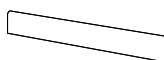
30x60 . 11,81"x23,62"  
0349PTLFR03 ▽ 10



30x60 . 11,81"x23,62" mix size  
0349PTLMXS03 ▽ 10

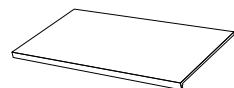


30x30 . 11,81"x11,81"  
mosaico (36 pcs)  
0348PTLMT303 ▽ 10

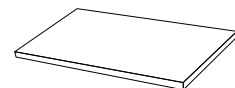


8x80 . 3,15"x31,50"  
battiscopa tinta unita  
03159PTLB603 ▽ 10

8x60 . 3,15"x23,62"  
battiscopa tinta unita  
0365PTLB603 ▽ 10



40x80x5 . 15,75"x31,50"x1,97"  
gradino lineare M  
03157PTLG03 ▽ 10



40x80x5 . 15,75"x31,50"x1,97"  
gradino angolare M  
03157PTLA03 ▽ 10

## Lassen decorato



80x80 . 31,50"x31,50"  
03156PTLDR03 ▽ 10  
60x60 . 23,62"x23,62"  
0360PTLDR03 ▽ 10

## Lassen Magazine



40x80 . 15,75"x31,50" decoro\*  
03157PTLDR03 ▽ 10

Per pose multiformato e con decorazioni si prega di richiedere abbinamenti in fase di ordine | If your design includes different-sized tiles and/or decorative tiles, please specify the combinations required when placing your order | Pour les poses multiformat et avec des décorations, veuillez demander les associations à la commande | Bei Mehrformatverlegungen und mit Dekorationen bitten wir Sie, bei Bestellung die Kombinationen anzufagen | В случае укладки разных форматов или декоров просим вас запросить соответствующие сочетания при заказе.

\* Prodotto con diverse grafiche confezionate in modo casuale | Produced with a variety of a range of different graphic designs which are randomly combined and then packed | Produit avec différents graphismes conditionnés de façon fortuite | Mit unterschiedlichen Graphiken hergestellt und mit einer zufälliger Auswahl verpackt | Изделие имеет разные графические решения, произвольно разложенные в упаковках.

# CARATTERISTICHE TECNICHE



Technical characteristics | Caracteristiques technique | Technische eigenschaften | Технические характеристики

Lastre di ceramica in gres porcellanato - Gruppo Bla UGL (UNI EN 14411_G)			
Porcelain stoneware slabs - Gruppe Bla UGL (UNI EN 14411_G)   Dalles en céramique en grès céram - Group Bla UGL (UNI EN 14411_G)			
Keramikplatten aus Feinsteinzeug - Groupe Bla UGL (UNI EN 14411_G)   Керамические плиты из керамогранита - Бруппа Bla UGL (UNI EN 14411_G)			
	Valori limite previsti Established limits Valeurs limites prevues Vorgesehene grenzwerte Предусмотренные иредельные значения	Valore Fondovalle Fondovalle values Valeur Fondovalle Fondovalle Werte Значение Fondovalle	Norma Norms Norm Norme Плуд
	<b>Lunghezza e larghezza</b>   Length and width   Longueur et largeur   Länge und Breite   Длина и ширина	± 0,6%	± 0,9 mm
	<b>Spessore</b>   Thickness   Epaisseur   Stärke   Толщина	± 5%	± 3%
	<b>Rettilineità degli spigoli</b>   Edge straightness   Rectitude des arêtes   Rechtlinigkeit der Kanten   Прямолинейность кромок	± 0,5%	± 0,6 mm
	<b>Ortogonalità</b>   Rectangularity   Orthogonalité   Rechtwinkligkeit   Ортогональность	± 0,6%	± 2 mm
	<b>Planarità</b>   Planarity   Planéité   Rechtwinkligkeit   Плоскостность	± 0,5%	<b>Conforme</b>   Compliant   Conforme   Konform   Соответствует
	<b>Qualità della superficie</b>   Surface quality   Qualité de la surface   Oberflächenqualität   Качество поверхности	≥ 95%	<b>Conforme</b>   Compliant   Conforme   Konform   Соответствует
	<b>Assorbimento d'acqua</b>   Water Absorption   Absorption d'eau   Wasseraufnahme   Водопоглощение	≤ 0,5	≤ 0,1%
	<b>Resistenza alla flessione</b>   Bending strength   Resistance a la flexion   Biegezugfestigkeit   Стойкость к изгибу	<b>Modulo di rottura</b>   Modulus of rupture   Module de rupture   Bruchlast   П едел п очности п и азыве ≥ 35 N/mm²	50 N/mm²
	<b>Resistenza al gelo</b>   Frost resistance   Résistance au gel   Frostbeständigkeit   Морозостойкости	<b>Resistente</b>   Resistant   Résistant   Widerstandsfähig   Стойкий	<b>Ingelivo</b>   Frost proof   Ingelif   Frostsicher   Морозостойкость
	<b>Resistenza agli sbalzi termici</b> Resistance to thermal shock Résistance aux écarts de température Temperaturwechselbeständigkeit Стойкость к тепловым перепадам	<b>Resistente</b>   Resistant   Résistant   Widerstandsfähig   Стойкий	<b>Resistente</b>   Resistant   Résistant   Widerstandsfähig   Стойкий
	<b>Resistenza all'abrasione profonda</b>   Deep abrasion resistance   Resistance à l'abrasion profonde   Tiefenverschleißbeständigkeit   Сопротивление глубокому истиранию	≤ 175 mm³	≤ 145 mm³
	<b>Resistenza dei colori alla luce</b>   Colour resistance to light exposure   Résistance des couleurs à la lumière   Farbechtheit unter Lichteinfluss   Светостойкость цветов	<b>Resistente</b>   Resistant   Résistant   Widerstandsfähig   Стойкий	<b>Resistente</b>   Resistant   Résistant   Widerstandsfähig   Стойкий
	<b>Resistenza allo scivolamento</b>   Skid resistance   Résistance au glissement   Rutschhemmung   Сопротивление проскальзыванию	<b>Da R9 a R13</b>   From R9 to R13   De R9 à R13   Von R9 bis R13   От R9 до R13	<b>R 10</b>
	<b>Resistenza allo scivolamento</b>   Skid resistance   Résistance au glissement   Rutschhemmung   Сопротивление проскальзыванию	<b>Da A a C</b>   From A to C   De A à C   Von A bis C   От A до C	<b>A + B</b>
	<b>Resistenza allo scivolamento_D-COF</b>   Skid resistance_D-COF   Résistance au glissement_D-COF   Rutschhemmung_D-COF   Сопротивление проскальзыванию_DCOF	> 0,42	≥ 0,50
	<b>Resistenza all'attacco chimico</b>   Chemical resistance Resistance a l'attaque chimique   Beständigkeit gegen chemikalien Стойкость к бытовым химикатам	<b>UB minimo</b>   UB minimum   UB minimum   Mind. UB   Минимальный UB	<b>UA; ULA; UHA</b>
	<b>Resistenza alle macchie</b>   Stain resistance   Resistance aux taches   Fleckenbeständigkeit   Стойкость к образованию пятен	<b>Classe 3 minimo</b>   class 3 minimum   classe 3 minimum   Mind. klasse 3   Минимум класс 3	<b>Classe 5</b>

Maggiori informazioni per consigli di posa e manutenzione del prodotto su: [www.fondovalle.it](http://www.fondovalle.it)

For more information about laying and product maintenance, please visit: [www.fondovalle.it](http://www.fondovalle.it) | Pour de plus amples informations relatives aux conseils de pose et à l'entretien du produit, visitez le site : [www.fondovalle.it](http://www.fondovalle.it) | Weitere Produktinfos und Verlege- und Wartungsratschläge siehe: [www.fondovalle.it](http://www.fondovalle.it) | Более подробная информация и рекомендации по укладке изделия и уходу за ним на сайте: [www.fondovalle.it](http://www.fondovalle.it)

# CONSIGLI DI PULIZIA

Cleaning tips | Conseils de nettoyage | Empfehlungen zum Säubern | Рекомендации по чистке

Di seguito alcuni consigli per la pulizia e manutenzione dei materiali in gres porcellanato di **Ceramica Fondovalle S.p.a.**

I materiali di **Ceramica Fondovalle**, non richiedono particolari condizioni per la loro cura e manutenzione. Grazie alla loro compattezza superficiale priva di porosità e alla loro resistenza ai prodotti chimici, essi si prestano ad essere utilizzati nei diversi contesti residenziali e commerciali, per rivestire pavimenti e rivestimenti, all'interno e/o all'esterno di edifici. Per ottenere la massima resa estetica e praticità di utilizzo si raccomanda in particolare di:

## 1. PULIZIA DOPO POSA

Prima della consegna dei locali al committente o della messa in servizio della pavimentazione è **NECESSARIO** eseguire la **"PULIZIA DOPO POSA"**. Questa pulizia ha lo scopo di eliminare lo sporco accumulatosi durante le attività di cantiere ed in particolare rimuovere: malta, colla, stucco, pittura, ecc.

**ATTENZIONE:** la mancata o non adeguata esecuzione della **Pulizia dopo posa**, peggiora in modo sensibile le eccellenti caratteristiche di pulibilità e resistenza alla macchia dei ns. materiali, rendendo difficile l'eliminazione di macchie e aloni con le normali attività di manutenzione.

### 1.1 PULIZIA DOPO POSA DI BOIACCHE A BASE CEMENTO

Per questa tipologia di stucchi la **Pulizia dopo posa** deve essere effettuata con detergenti adatti a rimuovere i residui di cemento. Sono pertanto da utilizzarsi "detergenti con base acida" (pH < 2), tipo "DETERDEK" della ditta Fila; "SOLVACID" della ditta Geal; "KERANET" dell'azienda Mapei; "FLOOR CLEANER" della ditta Faber chimica; ecc.).

La **Pulizia dopo posa** si esegue a completa stagionatura dello stucco seguendo le indicazioni fornite dal produttore e attenendosi scrupolosamente ai consigli di seguito riportati:

- Spazzare bene il pavimento;
- Utilizzare il detergente diluito 1:5 (1 litro di detergente in 5 di acqua possibilmente calda);
- Distribuire uniformemente la soluzione con il detergente diluito, utilizzando:
  - per ambienti residenziali: un normale spazzatone o mop-lavapavimenti (mocio) o uno straccio ruvido;
  - per grandi superfici: frizionando con monospazzola dotata di dischi con tamponi di colore verde;
- Lasciare agire per qualche minuto, in funzione dell'intensità dello sporco;
- In condizioni di sporco molto intenso, intervenire energicamente con spugna abrasiva tipo verde oppure con spazzolone con setole in nylon o nel caso di grandi superfici con monospazzola munita di disco verde e aspira liquidi.
- Raccogliere il residuo con stracci oppure con aspira liquidi (consigliato particolarmente in caso di superfici rugose o strutturate).  
Resa media: 1 litro/40 m2 – diluizione 1:5

*Per maggiori informazioni sull'utilizzo dei detergenti leggere le istruzioni in etichetta e in scheda tecnica del produttore.*

### 1.2 PULIZIA DOPO POSA CON BOIACCHE A BASE EPOSSIDICA

Per questi stucchi speciali, si raccomanda di seguire attentamente le istruzioni e raccomandazioni fornite dal produttore in riferimento ai tempi e modi ed eventualmente detergenti per rimuovere i residui.

**N.B.:** la mancata osservanza di queste indicazioni può arrivare a compromettere il totale ripristino della superficie.

La **Pulizia dopo posa** deve essere effettuata con detergenti speciali tipo: FILACR10 della ditta Fila; "EPOSOLV" della ditta Geal; o suggeriti dal produttore dello stucco.

## 2. MANUTENZIONE ORDINARIA (per tutte le superfici)

Per la pulizia di tutti i giorni Ceramica Fondovalle consiglia l'utilizzo di comuni detergenti neutri con basso residuo, diluendo il detergente a seconda della tipologia/intensità dello sporco e seguendo le indicazioni del produttore. Ad elevate diluizioni questi prodotti non necessitano di risciacquo. Non devono essere utilizzati detergenti che possano lasciare sulla superficie, residui cerosi o silicnici.

## 3. MANUTENZIONE STRAORDINARIA O GRANDE PULIZIA (per tutte le superfici)

Per ridare splendore nel tempo alle superfici dei prodotti, soprattutto in ambienti maggiormente sottoposti a calpestio o a presenza di sporco organico come locali commerciali, ristoranti, superfici esterne, è possibile intervenire pulendo il pavimento con uno strofinaccio ruvido, bagnando la superficie con acqua tiepida e l'aggiunta di

detergenti in funzione della tipologia di sporco:

- Sporco di origine alimentare (grasso, olio, alimenti): "PS/87" della ditta Fila,"DETERFLASH" della ditta Geal.
- Sporco inorganico su materiali ruvidi o in esterno: "DETERDEK" della ditta Fila; "SOLVACID" della ditta Geal; "KERANET" dell'azienda Mapei; "FLOOR CLEANER" della ditta Faber chimica; Cif Gel Liquido (puro o diluito). ecc.

Al termine risciacquare la pavimentazione con acqua tiepida pulita.

In ambienti di grandi dimensioni ed elevato traffico si possono utilizzare monospazzole.

Here below some tips to clean and maintain porcelain stoneware products manufactured by **Ceramica Fondovalle S.p.a.**

**Ceramica Fondovalle's** products do not require particular care and maintenance. Thanks to the compact non-porous surface and resistance to chemicals of the products, they are suitable for use in different residential and commercial contexts, for floor and wall coverings both indoors and outdoors. To obtain the maximum aesthetic performance and practicality, we recommend in particular the following:

### 1. CLEANING AFTER LAYING

Before using the floor or handing over the premises to the customer, **"CLEANING AFTER LAYING"** MUST BE carried out. This cleaning operation eliminates the dirt accumulated during the site activities and in particular it removes: mortar, adhesive, grout, paint, etc.

**N.B.** If the **Cleaning after laying** operations are not carried out or if they are insufficient, the excellent cleanability and resistance to stains of our products will be significantly reduced, thus making it difficult to eliminate stains and marks with routine maintenance cleaning.

#### 1.1 CLEANING AFTER LAYING WITH CEMENT-BASED GROUTS

For this type of grout, the **Cleaning after laying** must be carried out using detergents suitable to remove cement residues. "Acid-based" (pH < 2) detergents should be used, such as "DETERDEK" produced by Fila; "SOLVACID" produced by Geal; "KERANET" produced by Mapei; "FLOOR CLEANER" produced by Faber chimica; etc.).

**Cleaning after laying** must be carried out when the grout is perfectly set, following the manufacturer's instructions and strictly following the recommendations here below:

- Brush the floor well;
- Dilute the detergent 1:5 (1 litre of detergent in 5 litres of water, possibly hot);
- Apply the solution with the diluted detergent evenly on the surface, using:
  - for residential spaces: a normal floor brush or mop or rough cloth;
  - for large surfaces: rub with a single brush machine with green discs;
- Leave for a few minutes, depending on the amount of dirt;
- In very dirty conditions, rub energetically with an abrasive sponge (green type) or with a nylon floor brush or in the case of large surfaces use a single brush machine with green disc that vacuums liquids.
- Collect the residue with cloths or liquid vacuum (recommended for rough or textured surfaces).  
Average coverage: 1 litre/40 m2 – 1:5 dilution

*For further information on the use of the detergents please read the instructions on the label and in the manufacturer's data sheet.*

#### 1.2 CLEANING AFTER LAYING WITH EPOXY-BASED GROUTS

For these special grouts carefully follow the instructions and recommendations provided by the manufacturer as regards the time and method, and eventually the detergents required to remove the residues.

**N.B.** failure to follow these instructions may compromise the complete and proper recovery of the surface. **Cleaning after laying** must be carried out with special detergents, such as: FILACR10 produced by Fila; "EPOSOLV" produced by Geal; or others suggested by the grout manufacturer.

## 2. ROUTINE MAINTENANCE (all surfaces)

For everyday cleaning, Ceramica Fondovalle recommends the use of common low-residue neutral detergents to be diluted according to the type/intensity of dirt and to the manufacturer's instructions. When these products are highly diluted they do not need to be rinsed. Do not use detergents that may leave wax or silicone residues.







Ceramics of Italy

AD: Marketing Dept.

Print: [www.sincromia.it](http://www.sincromia.it) 000.180688  
05/2018

© Ceramica Fondovalle S.p.A.

**È vietata la riproduzione, totale e parziale del catalogo in tutte le sue forme.**  
Reproduction of this printed catalogue totally or partially, is forbidden.

**Ceramica Fondovalle si riserva di apportare, qualora lo ritenesse opportuno, eventuali modifiche di natura tecnica o formale ai dati riportati in questo strumento. I colori sono puramente indicativi.**  
Ceramica Fondovalle reserves the right, when it deems necessary, to make technical and formal changes to the data included herein. The colours are purely illustrative.

# FONDOVALLE

**Ceramica Fondovalle S.p.A.**

Via Rio Piodo, 12  
41053 Torre Maina, (MO) Italy  
T. +39 0536 934211  
F. +39 0536 934250  
[www.fondovalle.it](http://www.fondovalle.it)