



**slash**

color care

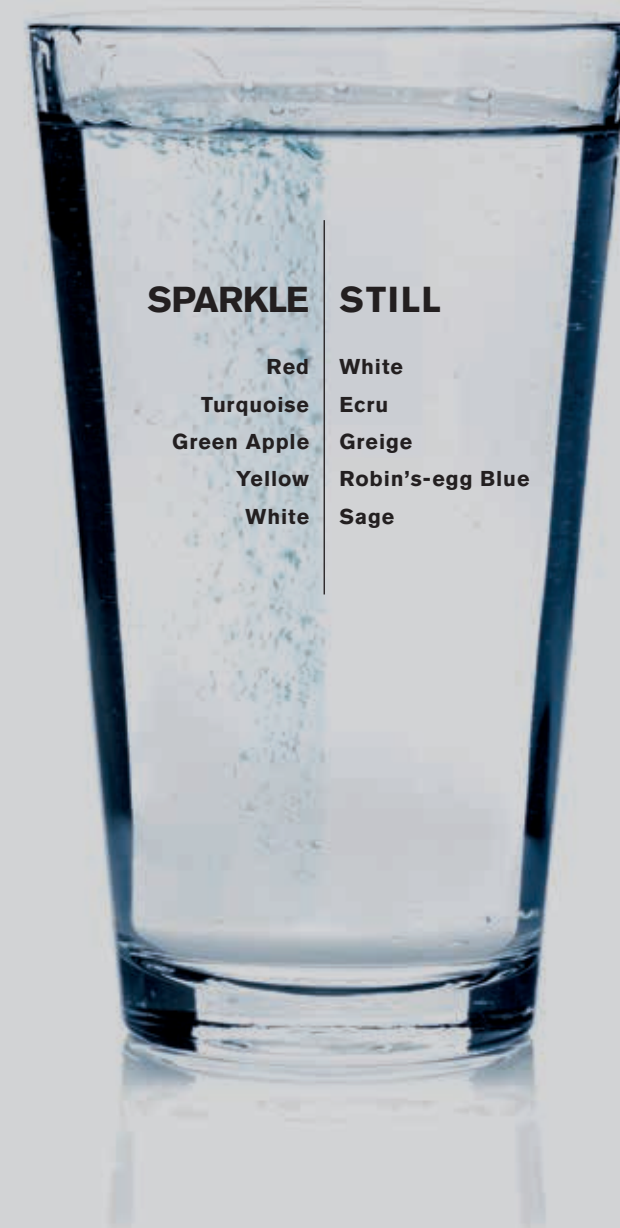
# SLASH

Slash, un progetto da rivestimento in bicottura generato da un attento studio degli smalti e da un particolare 'color care' per la ricerca di colori moderni idealmente suddivisi in 'frizzanti' e 'naturali'.

Slash: una nuova proposta ceramica contemporanea, energica di colore.

Slash is a double-fired tile generated by a careful study of enamels and a special 'color care' research system that divides modern colours into 'sparkling' and 'still'.

Slash: a new, contemporary ceramic project energised by colour.



**SLASH**

SPARKLE

**vivacità e intensità:** il volto brillante dei colori

**lively, intense tones:** the bright side of colour

**SLASH**

STILL


**toni neutri e delicati:** il lato sensibile dei colori

**delicate, neutral shades:** the sensitive face of colour

# SLASH

## SPARKLE

Red



R

Turquoise



TQ

Apple Green



MV

Yellow



Y

White



W






# Color



SLSH 73TQ / SLSH DK 73TQ

◀ SLSH 73TQ





SLSH 73R / SLSH DK 73R

SLSH 73R ▶







SLSH 73W





SLSH 73Y / SLSH1 73Y

◀ SLSH 73MV / SLSH1 73MV



# SLASH

STILL

White



W

Ecru




EC

Greige



GB

Robin's-egg Blue



CZ

Sage



SV





CARE



SLSH 73W / SLSH1 73W





SLSH 73GB  
—  
SLSH 73EC ▶







SLSH 73CZ / SLSH1 73CZ



◀ SLSH 73SV





## sparkle

## still



	 7,5x30-3"x12"	 7,5x30-3"x12"
R	SLSH 73R	SLSH1 73R
TQ	SLSH 73TQ	SLSH1 73TQ
MV	SLSH 73MV	SLSH1 73MV
Y	SLSH 73Y	SLSH1 73Y
W	SLSH 73W	SLSH1 73W

	 7,5x30-3"x12"	 7,5x30-3"x12"
W	SLSH 73W	SLSH1 73W
EC	SLSH 73EC	SLSH1 73EC
GB	SLSH 73GB	SLSH1 73GB
CZ	SLSH 73CZ	SLSH1 73CZ
SV	SLSH 73SV	SLSH1 73SV




SLSH DK 73R △  
7,5x30-3"x12"



SLSH DK 73TQ △  
7,5x30-3"x12"










SLSH DK 73MV △  
7,5x30-3"x12"



SLSH DK 73Y △  
7,5x30-3"x12"

# CARATTERISTICHE TECNICHE BICOTTURA

DOUBLE FIRING TECHNICAL SPECIFICATIONS  
UNI EN 14411 (ISO 13006) - Bill (appendice L)

CARATTERISTICA SPECIFICATION	METODO DI PROVA TEST METHODS	REQUISITI PREVISTI DALLA NORMA REQUIREMENTS IN ACCORDANCE TO THE STANDARDS	VALORE MEDIO IMOLA IMOLA AVERAGE VALUE
 <b>DIMENSIONI E ASPETTO</b> DIMENSIONS AND APPEARANCE	ISO 10545-2	<b>PROSPETTO L1</b> PROSPECT L.1	<b>CONFORME</b> COMPLIANT
 <b>ASSORBIMENTO D'ACQUA</b> WATER ABSORPTION	ISO 10545-3	> 10%	> 10%
 <b>RESISTENZA A FLESSIONE</b> FLEXURAL RESISTANCE	ISO 10545-4	<b>SPESSORE - THICKNESS</b> > 7,5 mm: min. 12 N/mm <sup>2</sup>	> 17 N/mm <sup>2</sup>
		<b>SPESSORE - THICKNESS</b> ≤ 7,5 mm: min. 15 N/mm <sup>2</sup>	
<b>SFORZO DI ROTTURA</b> MODULUS OF RUPTURE		<b>SPESSORE - THICKNESS</b> ≥ 7,5 mm: min. 600 N	<b>CONFORME</b> COMPLIANT
		<b>SPESSORE - THICKNESS</b> < 7,5 mm: min. 200 N	
 <b>COEFFICIENTE DILATAZIONE TERMICA LINEARE (α)</b> LINEAR EXPANSION THERMIC COEFFICIENT	ISO 10545-8	<b>METODO DISPONIBILE</b> AVAILABLE ON REQUEST	≤ 7x10 <sup>-6</sup> °C <sup>-1</sup>
 <b>RESISTENZA AGLI SBALZI TERMICI</b> RESISTANCE TO SUDDEN TEMPERATURE CHANGES	ISO 10545-9	<b>METODO DISPONIBILE</b> AVAILABLE ON REQUEST	<b>RESISTE</b> RESISTANT
<b>RESISTENZA AL CAVILLO</b> CRAZING RESISTANCE	ISO 10545-11	<b>RICHIESTA</b> ALWAYS TESTED	<b>RESISTE</b> RESISTANT
 <b>PRODOTTI CHIMICI AD USO DOMESTICO</b> ED ADDITIVI PER PISCINA HOUSEHOLD CHEMICALS AND SWIMMING POOL WATER CLEANSERS	ISO 10545-13	min. GB	min. GB
<b>ACIDI ED ALCALI A BASSA CONCENTRAZIONE</b> ACIDS AND LOW CONCENTRATION ALKALIS		<b>METODO DISPONIBILE</b> AVAILABLE ON REQUEST	<b>METODO DISPONIBILE</b> AVAILABLE ON REQUEST
<b>ACIDI ED ALCALI AD ALTA CONCENTRAZIONE</b> ACIDS AND HIGH CONCENTRATION ALKALIS		<b>METODO DISPONIBILE</b> AVAILABLE ON REQUEST	<b>METODO DISPONIBILE</b> AVAILABLE ON REQUEST
 <b>RESISTENZA ALLE MACCHIE</b> STAIN RESISTANCE	ISO 10545-14	min. 3	min. 3

# SIMBOLOGIA

SYMBOLS

## INDICAZIONI D'USO

INDICATIONS FOR USE



Rivestimento  
Wall tiles

## DESTINAZIONI D'USO

SUGGESTED APPLICATIONS



Abitazioni  
Domestic purpose

## STRUTTURA

STRUCTURE



Strutturato  
Slate cut

## FINITURA

FINISH



Naturale  
Natural

## ASPETTO SUPERFICIALE

SURFACE LOOK



Lucido  
Glossy

## STONALIZZAZIONE

SHADE VARIATION

V2



## CARATTERISTICHE DI VENDITA

SALES CHARACTERISTICS





Prodotto venduto al pezzo.  
Product sold per item.

Tutti i nostri prodotti, sia al mq che al pezzo, sono venduti unicamente a scatola completa.  
All our products are sold only in complete boxes, whether the unit of measure is per item or per square metre.


















[imolaceramica.it](http://imolaceramica.it)

**A brand of  
Cooperativa Ceramica d'Imola S.c.**

Via V. Veneto, 13  
40026 Imola (BO) Italia  
Tel. +39 0542 601601  
Fax +39 0542 31749