



SILVERLAKE
ALLOVER STONE

An appealing new take on quartzite stones, in porcelain stoneware: elegant nuances, painstaking details and soft veining effects, obtained thanks to the most modern production technologies, able to faithfully reproduce the variable colours of the natural material.

Eine stimmungsvolle Neuinterpretation der Quarzitsteine in Feinsteinzeug: elegante Farbtöne, exakte Details und zarte Äderungen, die mit den modernsten Produktionstechnologien erreicht wurden, und die die farbliche Vielfalt des als Vorbild dienenden Natursteins getreu wiedergeben.

Une réinterprétation suggestive en grès cérame des quartzites : nuances élégantes, détails minutieux et veines douces, obtenus à l'aide des technologies de production les plus modernes et qui reproduisent fidèlement la variabilité chromatique du modèle naturel.

Una sugestiva reinterpretación de la cuarcita en gres porcelánico: elegantes matices, detalles minuciosos y suaves veteados se obtienen con las tecnologías de producción más modernas y reproducen fielmente las variables cromáticas del producto natural.

瓷质砖对石英石的重新诠释效果迷人：优雅的深浅渐变、细致的细节以及柔和的纹理，通过最现代化的生产技术获得，并忠实再现自然石材的色彩变化。

Cover

Indoor Floor

Orsi **SK 06 NAT SQ**
300x600 / 12"x24"

Outdoor Floor

Orsi **SK 06 ST SQ**
600x600 / 24"x24"

Shelves

GLOCAL Classic **GC 05 SP SQ**



SILVERLAKE

ALLOVER STONE

Una reinterpretazione in gres porcellanato delle pietre quarziti: eleganti sfumature, minuziosi dettagli e morbide venature, ottenuti mediante le più moderne tecnologie produttive che riproducono fedelmente la variabilità cromatica del riferimento naturale.



SIZES & COLOURS



Una palette colori neutra ed equilibrata composta da un bianco, quattro gradazioni di grigio ed un accento multicolor, per la massima versatilità applicativa.

A range of balanced, neutral colours composed of one white, four shades of grey and a multicolour touch, for maximum versatility.

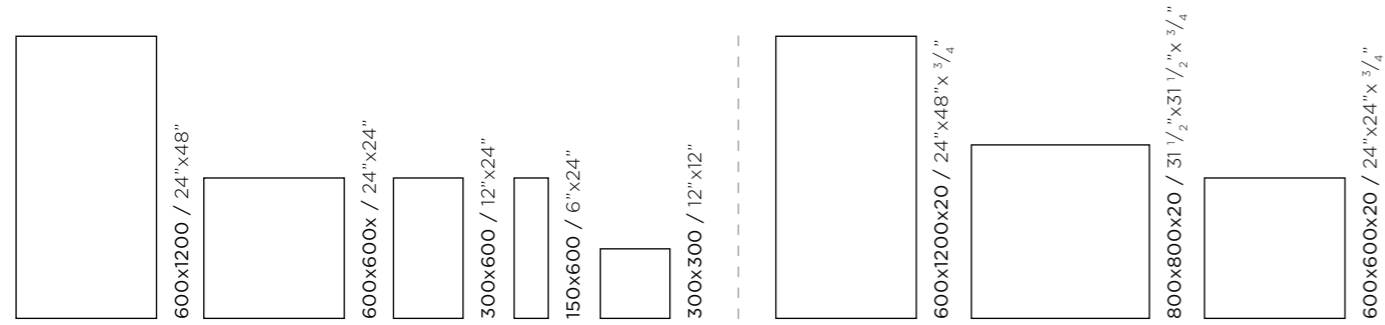
Una paleta de colores neutra y equilibrada compuesta por un blanco, cuatro tonos de gris y una versión multicolor para una extraordinaria versatilidad de uso.

Eine neutrale und ausgewogene Farbpalette, bestehend aus Weiß, vier Grautönen und einem mehrfarbigen Akzent, für maximale Anwendungsvielfalt.

柔和而平衡的颜色，由白色、四种灰色调和一种彩色组成，具有最大的应用多样性。

Une palette de couleurs neutre et équilibrée composée d'un blanc, de quatre degrés de gris et d'un accent multicolore, pour une polyvalence d'application maximale.

FORMATI SIZES



Braies
SK 01

Resia
SK 02

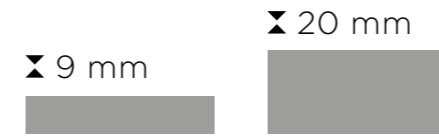
Moritz
SK 03

Nemi
SK 04

Moro
SK 05

Orsi
SK 06

SPESSORI THICKNESSES



SUPERFICI FINISHES





Floor ▬

Nemi **SK 04** NAT SQ
600x1200 / 24"x48"

Jurupa Camp **JP 04** NAT SQ
200x1200 / 8"x48"

Wall ▮

Nemi **SK 04** NAT SQ
150x600 / 6"x24"

Vanity Top

JEWELS Statuario Venato **JW 14** LUC SQ

Vanity Unit

GLOCAL Absolute **GC 06** SP SQ



BATHROOM



Floor

Resia **SK 02** NAT SQ
600x600 / 24"x24"

Wall

Resia **SK 02** NAT SQ
150x600 / 6"x24"

Countertop & Table

GLOCAL Clear **GC 01** SP SQ
1600x3200 / 63"x126"

Furnishing

GLOCAL Classic **GC 05** SP SQ
Jurupa Camp **JP 04** NAT SQ
200x1200 / 8"x48"



KITCHEN

Una collezione che unisce la bellezza del riferimento naturale ai vantaggi del gres porcellanato, come facilità di pulizia e manutenzione

A collection that teams the beauty of the natural material with the advantages of porcelain stoneware, such as easy cleaning and low maintenance.

Eine Kollektion, die die Schönheit des als Vorbild dienenden Natursteins mit den Vorteilen von Feinsteinzeug kombiniert, wie z.B. der einfachen Reinigung und Pflege.

Une collection qui joint la beauté du modèle naturel aux avantages du grès cérame, tels que sa facilité de nettoyage et d'entretien.

Una colección que une la belleza del producto natural con las ventajas del gres porcelánico, como facilidad de limpieza y de mantenimiento.

该系列将天然石的美感与瓷质砖的优点相结合, 易于清洁和维护。





SHOWROOM

Floor

Moritz **SK 03** NAT SQ
600x600 / 24"x24"
300x600 / 12"x24"
300x300 / 12"x12"

Wall

JEWELS Gioia White **JW 13** LUC SQ
1200x2780 / 48"x110"





Grazie alla superficie strutturata, disponibile sia in spessore tradizionale che in 20 mm (progetto EVO_2/E), SILVERLAKE è la soluzione ideale anche per applicazioni in ambito outdoor.

OUTDOOR

Thanks to the structured finish, available in both a traditional and 20 mm thickness (EVO_2/E project), SILVERLAKE is an ideal solution also for outdoor applications.

Dank der strukturierten Oberfläche, die sowohl für die herkömmliche Stärke als auch in der extrastarken Version mit 20 mm Stärke (Projekt EVO_2/E) erhältlich ist, ist SILVERLAKE auch für Außenanwendungen die ideale Lösung.

Grâce à sa surface structurée, disponible aussi bien en épaisseur traditionnelle qu'en 20 mm (projet EVO_2/E), SILVERLAKE est également la solution idéale pour les applications en milieu outdoor.

Gracias a la superficie estructurada, disponible en espesor tradicional y también en 20 mm (proyecto EVO_2/E), SILVERLAKE es la solución ideal también para aplicaciones en exteriores.

由于结构化表面，备有传统厚度和 20 mm 厚度 (EVO_2 / E 项目)，SILVERLAKE 系列也是户外应用的理想解决方案。

Outdoor Floor ▾

Resia **SK 02** ST SQ
800x800x20 / 31 1/2"x31 1/2"x 3/4"

Indoor Floor ▾

Braies **SK 01** NAT SQ
600x1200 / 24"x48"



SPA & WELLNESS

Floor ▾

Moro **SK 05** ST SQ
600x1200 / 24"x48"

Wall ▸

Moro **SK 05** NAT SQ
600x600 / 24"x24"
300x600 / 12"x24"
300x300 / 12"x12"



Floor ▾

Moro **SK 05** ST SQ
600x600 / 24"x24"

Wall ▸

Moro **SK 05** NAT SQ
150x600 / 6"x24"



SPA & WELLNESS

Floor ▾

Moro **SK 05** ST SQ
600x1200 / 24"x48"

Wall ▸

Moro **SK 05** NAT SQ
600x600 / 24"x24"
300x600 / 12"x24"
300x300 / 12"x12"

Braies SK 01

9 mm

600x1200 / 24"x48"
NAT SQ / ST SQ

600x600 / 24"x24"
NAT SQ / ST SQ

300x600 / 12"x24"
NAT SQ / ST SQ

150x600 / 6"x24"
NAT SQ

300x300 / 12"x12"
NAT SQ



Tutti i formati in 9 mm NAT sono realizzati con la tecnologia PERFORMA.
All 9 mm NAT sizes are produced with PERFORMA technology.

20 mm

600x1200 / 24"x48"
ST SQ


800x800 / 31½"x31½"
ST SQ

600x600 / 24"x24"
ST SQ

Stucchi consigliati

Recommended grouts

KERAKOLL	43	
MAPEI	111 Grigio Argento	
LATICRETE	88 Silver Shadow	



Resia SK 02

9 mm

600x1200 / 24"x48"
NAT SQ / ST SQ

600x600 / 24"x24"
NAT SQ / ST SQ

300x600 / 12"x24"
NAT SQ / ST SQ

150x600 / 6"x24"
NAT SQ

300x300 / 12"x12"
NAT SQ



Tutti i formati in 9 mm NAT sono realizzati con la tecnologia PERFORMA.
All 9 mm NAT sizes are produced with PERFORMA technology.

20 mm

600x1200 / 24"x48"
ST SQ

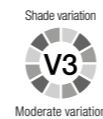
800x800 / 31½"x31½"
ST SQ

600x600 / 24"x24"
ST SQ

Stucchi consigliati

Recommended grouts

KERAKOLL	44	
MAPEI	110 Manhattan	
LATICRETE	89 Smoke Grey	



Moritz SK 03

9 mm

600x1200 / 24"x48"
NAT SQ / ST SQ

600x600 / 24"x24"
NAT SQ / ST SQ

300x600 / 12"x24"
NAT SQ / ST SQ

150x600 / 6"x24"
NAT SQ

300x300 / 12"x12"
NAT SQ



Tutti i formati in 9 mm NAT sono realizzati con la tecnologia PERFORMA.
All 9 mm NAT sizes are produced with PERFORMA technology.

20 mm

600x1200 / 24"x48"
ST SQ


800x800 / 31½"x31½"
ST SQ

600x600 / 24"x24"
ST SQ

Stucchi consigliati

Recommended grouts

KERAKOLL	06	
MAPEI	112 Grigio Medio	
LATICRETE	78 Sterling Silver	



Nemi SK 04

9 mm

600x1200 / 24"x48"
NAT SQ / ST SQ

600x600 / 24"x24"
NAT SQ / ST SQ

300x600 / 12"x24"
NAT SQ / ST SQ

150x600 / 6"x24"
NAT SQ

300x300 / 12"x12"
NAT SQ



Tutti i formati in 9 mm NAT sono realizzati con la tecnologia PERFORMA.
All 9 mm NAT sizes are produced with PERFORMA technology.

20 mm

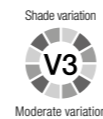
600x1200 / 24"x48"
ST SQ

600x600 / 24"x24"
ST SQ

Stucchi consigliati

Recommended grouts

KERAKOLL	08	
MAPEI	114 Antracite	
LATICRETE	45 Raven	



Moro SK 05

9 mm

600x1200 / 24"x48"
NAT SQ / ST SQ

600x600 / 24"x24"
NAT SQ / ST SQ

300x600 / 12"x24"
NAT SQ / ST SQ

150x600 / 6"x24"
NAT SQ

300x300 / 12"x12"
NAT SQ

Tutti i formati in 9 mm NAT sono realizzati con la tecnologia PERFORMA. All 9 mm NAT sizes are produced with PERFORMA technology.

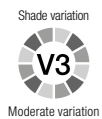
20 mm

600x1200 / 24"x48"
ST SQ

600x600 / 24"x24"
ST SQ

Stucchi consigliati
Recommended grouts

KERAKOLL	11	
MAPEI	114 Antracite	
LATICRETE	45 Raven	



Orsi SK 06

9 mm

600x1200 / 24"x48"
NAT SQ / ST SQ

600x600 / 24"x24"
NAT SQ / ST SQ

300x600 / 12"x24"
NAT SQ / ST SQ

150x600 / 6"x24"
NAT SQ

300x300 / 12"x12"
NAT SQ

Tutti i formati in 9 mm NAT sono realizzati con la tecnologia PERFORMA. All 9 mm NAT sizes are produced with PERFORMA technology.

20 mm

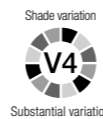
600x1200 / 24"x48"
ST SQ

800x800 / 31½"x31½"
ST SQ

600x600 / 24"x24"
ST SQ

Stucchi consigliati
Recommended grouts

KERAKOLL	06	
MAPEI	112 Grigio Medio	
LATICRETE	78 Sterling Silver	



RIASSUNTIVO FORMATI E IMBALLI

Summary of sizes and packaging
 Übersicht über Formate und Verpackungen
 Récapitulatif formats et emballages
 Sinóptico de formatos y embalajes
 规格和包装概述

		600x1200 24"x48"	600x600 24"x24"	300x600 12"x24"	150x600 6"x24"	300x300 12"x12"			
		FORMATI - SIZES							
Spessore - Thickness		± 9 mm		± 9 mm		± 9 mm			
Superficie - Surface		NAT SQ	ST SQ	NAT SQ	ST SQ	NAT SQ	ST SQ	NAT SQ	NAT SQ
Braies SK 01		AEZ7	AFA3	AEJ4	AFY5	AEK0	AIH6	AGF8	AIB9
Resia SK 02		AEZ8	AFA4	AEJ5	AFY6	AEK1	AIH7	AGF9	AIC0
Moritz SK 03		AEZ9	AFA5	AEJ6	AFY7	AEK2	AIH8	AGG0	AIC1
Nemi SK 04		AFA0	AFA6	AEJ7	AFY8	AEK3	AIH9	AGG1	AIC2
Moro SK 05		AFA1	AFA7	AEJ8	AFY9	AEK4	AII0	AGG2	AIC3
Orsi SK 06		AIW3	AIW4	AEJ9	AFZ0	AEK5	AII1	AGG3	AIC6

		600x1200 24"x48"	800x800 31½"x31½"	600x600 24"x24"		
		± 20 mm				
		ST SQ	ST SQ	ST SQ		
		AFP5	ASF1	AFO9		
		AFP6	ASF2	AFP0		
		AFP7	ASF3	AFP1		
		AFP8	-	AFP2		
		AFP9	-	AFP3		
		A	ASF4	AFP4		

		32,29	32,29	24,93	24,93	26,18	26,18	26,92	18,69
	Peso lordo per scatola Gross weight per box Bruttogewicht pro Karton Poids brut par boîte Peso bruto por caja Вес брутто коробки								
	Pezzi per scatola Pieces for box Stück pro Karton Pièces pour boîte Piezas por caja Штук в коробке	2	2	3	3	7	7	14	10
	mq. scatola mq. box mq. Karton mq. boîte mq. caja кв.м в коробке	1,44	1,44	1,08	1,08	1,26	1,26	1,26	0,90
	Scatole / full pallet Boxes / full pallet Stück / volle Palette Pièces / palette complete Cajas / pallet completo Коробок в палете	35	35	40	40	40	40	40	48
	mq./pallet	50,40	50,40	43,20	43,20	50,40	50,40	50,40	43,20

		32,29	28,50	32,57
		1	1	2
		1,44	0,64	0,72
		15	42	30
		21,60	26,88	21,60


		Mosaico 36T* 300x300 12"x12"	Layer* 300x600 12"x24"	Knit* 300x300 12"x12"	Rudd* 300x300 12"x12"		
		DECORI - DECORS					
		NAT	NAT	NAT	NAT		
		AGM4	AGO2	AGN6	AGN0		
		AGM5	AG003	AGN7	AGN1		
		AGM6	AG004	AGN8	AGN2		
		AGM7	AGO5	AGN9	AGN3		
		AGM8	AGO6	AGO0	AGN4		
		AGM9	AGO7	AGO1	AGN5		

		Battiscopa** 72x600 27/8"x24"	300x600 12"x24"	Gradino A** 300x1200 12"x48"	330x1200 131/8"x48"	Gradino G** 300x600 12"x24"	Gradino B 330x600 131/8"x24"	330x1200 131/8"x48"	Gradino B Ang. 330x330 131/8"x131/8"			
		PEZZI SPECIALI - SPECIAL PIECES										
		NAT	NAT	NAT	NAT	NAT	NAT	NAT	NAT	NAT	NAT	
		AGL8	AGI1	AGI7	AGH0	AGL2	AGG4	AGH0	AGH5			
		AGL9	AGI2	AGI8	AGH1	AGL3	AGG5	AGH1	AGH6			
		AGM0	AGI3	AGI9	AGH2	AGL4	AGG6	AGH2	AGH7			
		AGM1	AGI4	AGL0	AGH3	AGL5	AGG7	AGH3	AGH8			
		AGM2	AGI5	AGL1	AGH4	AGL6	AGG8	AGH4	AGH9			
		AGM3	AGI6	A	A	AGL7	AGG9	A	AGI0			

-	-	-	-	-
6	4	6	11	
-	-	-	-	-
-	-	-	-	-
-	-	-	-	-

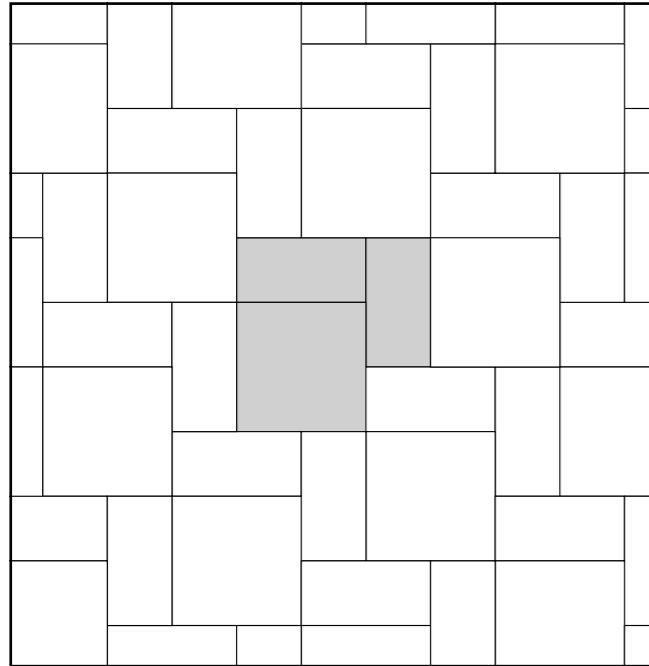
-	-	-	-	-	-	-	-	-	-
10	7	2	2	7	4	2	4		
-	-	-	-	-	-	-	-	-	-
-	-	-	-	-	-	-	-	-	-
-	-	-	-	-	-	-	-	-	-

A: Disponibile - Available
 * Decoro su rete - Mesh-backed decoration
 NAT: Naturale - Natural | ST: Strutturata - Structured

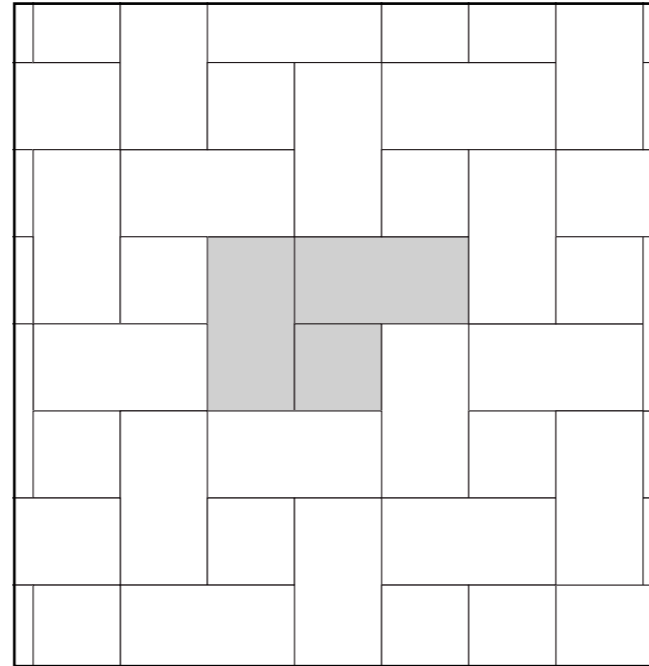


SCHEMI DI POSA

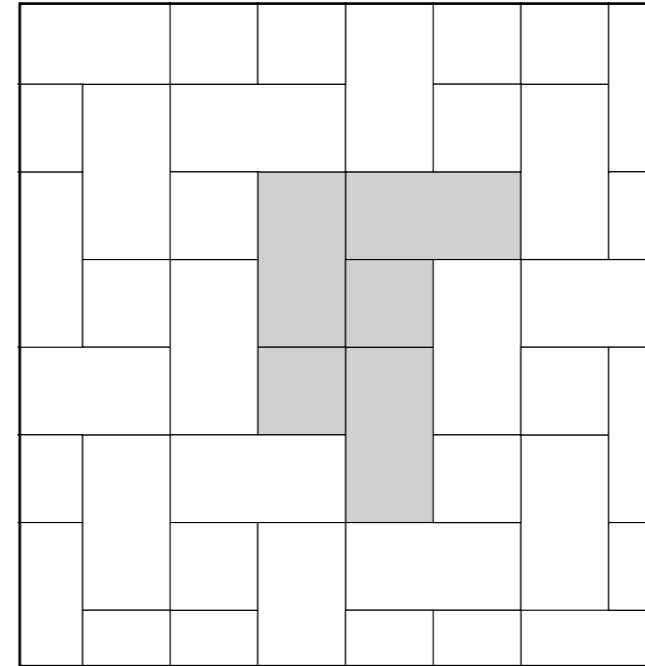
Laying Patterns
Verlege Muster
Plans De Pose
Esquemas De Colocación
铺设模式



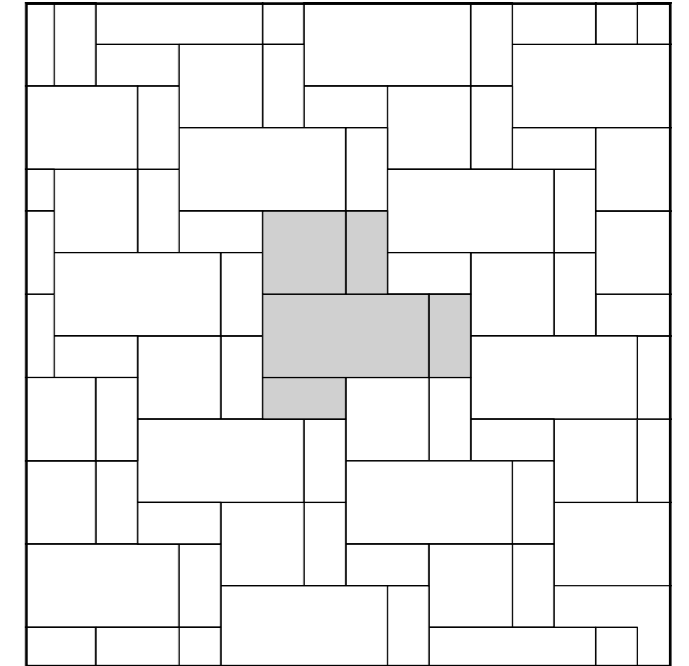
A 600x600: 50% - 300x600: 50%



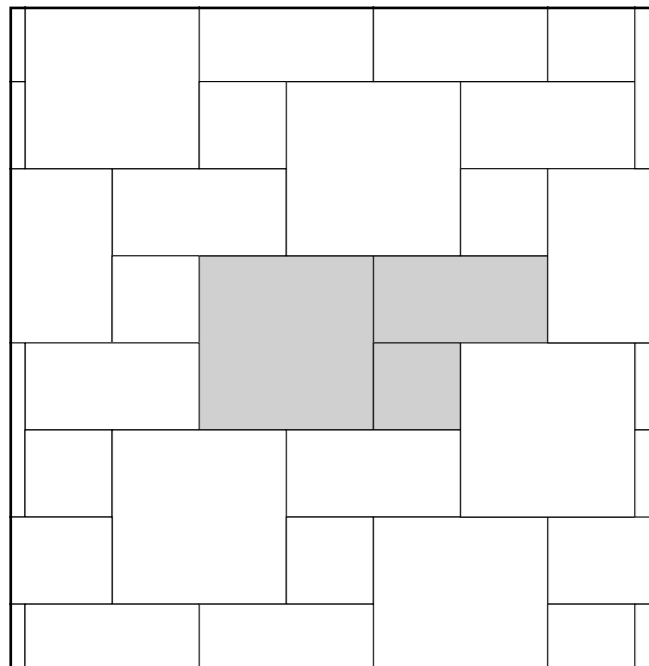
B 300x600: 80% - 300x300: 20%



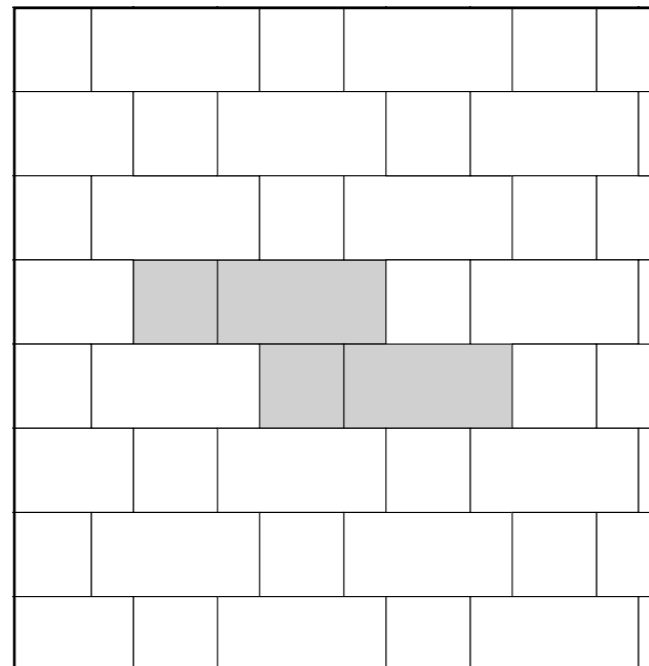
E 300x600: 75% - 300x300: 25%



F 600x1200: 44,44% - 600x600: 22,22% - 300x600: 33,33%



C 600x600: 57,14% - 300x600: 28,57% - 300x300: 14,29%



D 600x1200: 66,66% - 600x600: 33,33%



PERFORMA

TECHNOLOGY

Mirage PERFORMA è la tecnologia in grado di unire alle prestazioni più elevate il massimo grado di ricerca estetica.

Le lastre Mirage PERFORMA si caratterizzano infatti per un effetto particolarmente morbido al tatto, garantendo un elevato coefficiente di scivolosità.

Mirage PERFORMA is a technology able to combine top performance with the very best in style research.

The hallmark of Mirage PERFORMA slabs is their particularly soft, smooth feel, with high slip resistance ratings.

ADVANTAGES/VANTAGGI



La superficie delle collezioni PERFORMA è particolarmente morbida e vellutata al tatto.

The surface of the PERFORMA collections are particularly soft and smooth to the touch.



PERFORMA garantisce un'elevata resistenza allo scivolamento, con coefficiente di scivolosità R10 A+B.

Performa guarantees excellent slip resistance, with a R10 A+B rating.



Nessuna rinuncia nell'estetica, che rimane ricca e dettagliata.

And the style remains richly detailed.

Per saperne di più | More information
www.mirage.it

STANDARD EN 14411 - G

CARATTERISTICHE TECNICHE TECHNICAL DATA TECHNISCHE DATEN CARACTERISTIQUES TECHNIQUES CARACTERÍSTICAS TÉCNICAS ТЕХНИЧЕСКИЕ ХАРАКТЕРИСТИКИ 技术标准	NORMA STANDARD NORM NORME NORMA ЗНАЧЕНИЯ 标准	VALORI PRESCRITTI DALLE NORME EN 14411 - G INTERNATIONAL STANDARDS EN 14411 - G INTERNATIONALE NORMWERTE EN 14411 - G VALEURS PREVUES PAR LES NORMES EN 14411 - G VALORES PREVISTOS POR LAS NORMAS EN 14411 - G ПРЕДУСМОТРЕННЫЕ СТАНДАРТОМ EN 14411-G EN 14411 - G标准规定值	*VALORE MEDIO MIRAGE MIRAGE AVERAGE VALUE MIRAGE MITTELWERT VALEURS MOYEN MIRAGE VALOR MEDIO MIRAGE СРЕДНЕЕ ЗНАЧЕНИЕ MIRAGE MIRAGE平均值
CARATTERISTICHE DIMENSIONALI - SIZE CHARACTERISTICS - MASSEIGENSCHAFTEN DETERMINATION DES CARACTERISTIQUES DIMENSIONNELLES - CARACTERÍSTICAS DIMENSIONALES - РАЗМЕРНЫЕ ХАРАКТЕРИСТИКИ - 尺寸特征			
LATI SIDES - SEITEN COTES - CANTOS РАЗМЕРЫ СТОРОН - 側邊	EN ISO 10545-2	± 0,3% MAX (± 1,0 mm MAX)	CONFORME COMPLYING
SPESSORE THICKNESS - DICKE ÉPAISSEUR - ESPESOR ТОЛЩИНА - 厚度	EN ISO 10545-2	± 5,0% MAX (± 0,5 mm MAX)	CONFORME COMPLYING
RETTILINEITÀ DEGLI SPIGOLI STRAIGHTNESS OF SIDES - GERADLINIGKEIT DER KANTEN RECTITUDE DES ARETES - RECTITUD DE LOS CANTOS КОСОУГОЛЬНОСТЬ - 邊角平直度	EN ISO 10545-2	± 0,3% MAX (± 0,8 mm MAX)	CONFORME COMPLYING
ORTOGONALITÀ RECTANGULARITY - RECHTWINKLIGKEIT PERPENDICULARITÉ - ORTOGONALIDAD КРИВИЗНА СТОРОН - 直角度	EN ISO 10545-2	± 0,3% MAX (± 1,5 mm MAX)	CONFORME COMPLYING
PLANARITÀ SURFACE FLATNESS - EBENFLÄCHIGKEIT PLANEITE DE SURFACE - PLANEIDAD КРИВИЗНА ЛИЦЕВОЙ ПОВЕРХНОСТИ - 平整度	EN ISO 10545-2	± 0,4% MAX (± 1,8 mm MAX)	CONFORME COMPLYING
ASSORBIMENTO D'ACQUA WATER ABSORPTION - WASSERAUFNAHME ABSORPTION D'EAU - ABSORCIÓN DE AGUA ВОДОПОГЛОЩЕНИЕ - 吸水率	EN ISO 10545-3	≤ 0,5%	≤ 0,1%
RESISTENZA ALLA FLESSIONE FLEXION RESISTANCE - BIEGEFESTIGKEIT RESISTANCE A LA FLEXION - RESISTENCIA A LA FLEXIÓN ПРЕДЕЛ ПРОЧНОСТИ ПРИ ИЗГИБЕ - 抗弯强度	EN ISO 10545-4	S ≥ 700 N (< 7,5 mm) S ≥ 1.300 N (> 7,5 mm) R ≥ 35 N/mm ² .	≠ 9 mm: S ≥ 2.400 N R ≥ 48 N/mm ² ≠ 20 mm: S ≥ 12.500 N R ≥ 48 N/mm ²
RESISTENZA ALL'URTO IMPACT RESISTANCE - STOSSFESTIGKEIT RESISTANCE AUX CHOCES - RESISTENCIA A LOS GOLPES УДАРСТОЙКОСТЬ - 抗冲击强度	EN ISO 10545-5	VALORE DICHIARATO DECLARED VALUE	> 0,80
RESISTENZA ALL'ABRASIONE ABRASION RESISTANCE - ABRIEFESTIGKEIT RESISTANCE A L'ABRASION - RESISTENCIA A LA ABRASIÓN СТОЙКОСТЬ К ИСТИРАНИЮ - 耐磨强度	EN ISO 10545-6	≤ 175 mm ³	< 150 mm ³
COEFFICIENTE DI DILATAZIONE TERMICA LINEARE COEFFICIENT OF LINEAR THERMAL-EXPANSION - LINEARER WÄRMEAUDEHNUNGSKOEFFIZIENT COEFFICIENT DE DILATATION THERMIQUE LINEAIRE - COEFFICIENT DE DILATACIÓN TÉRMICA LINEAL КОЭФФИЦИЕНТ ЛИНЕЙНОГО ТЕРМИЧЕСКОГО РАСШИРЕНИЯ - 线性热膨胀系数	EN ISO 10545-8	—	α=6,6x10 ⁻⁶ °C ⁻¹
RESISTENZA AGLI SBALZI TERMICI RESISTANCE TO THERMAL SHOCKS - BESTÄNDIGKEIT GEGEN TEMPERATURSCHWANKUNGEN RESISTANCE AUX CHOCES THERMIQUES - RESISTENCIA A LOS CHOQUES TÉRMICOS СТОЙКОСТЬ К ПЕРЕПАДАМ ТЕМПЕРАТУРЫ - 耐热突变性	EN ISO 10545-9	TEST SUPERATO SECONDO EN ISO 10545-1 PASS ACCORDING EN ISO 10545-1	NESSUN DANNO NO DAMAGE
RESISTENZA AL GELO FROST RESISTANCE - FROSTBESTÄNDIGKEIT RESISTANCE AU GEL - RESISTENCIA AL HIELO МОРОЗОСТОЙКОСТЬ - 耐冻性	EN ISO 10545-12	TEST SUPERATO SECONDO EN ISO 10545-1 PASS ACCORDING EN ISO 10545-1	NESSUN DANNO NO DAMAGE
RESISTENZA ALL'ATTACCO CHIMICO RESISTANCE TO CHEMICALS - CHEMIKALIENBESTÄNDIGKEIT RESISTANCE A L'ATTAQUE CHIMIQUE - RESISTENCIA QUÍMICA ХИМИЧЕСКАЯ СТОЙКОСТЬ - 耐化学品作用	EN ISO 10545-13	B MIN.	A LA HA
RESISTENZA ALLE MACCHIE RESISTANCE TO STAINS - FLECKENBESTÄNDIGKEIT RESISTANCE AUX TACHES - RESISTENCIA A LAS MANCHAS УСТОЙЧИВОСТЬ К ПЯТНООБРАЗОВАНИЮ - 防污性	EN ISO 10545-14	VALORE DICHIARATO DECLARED VALUE	5
CESSIONE DI PIOMBO E CADMIO LEAD AND CADMIUM DISCHARGE - ABGABE VON BLEI UND CADMIUM PERTE DE PLOMB ET CADMIUM - CESIÓN DE PLOMO Y CADMIUM ВЫДЕЛЕНИЕ СВИНЦА И КАДМИЯ - 铅和镉的排放	EN ISO 10545-15	VALORE DICHIARATO DECLARED VALUE	< AL LIMITE DI RILEVAMENTO < THAN INSTRUMENT LIMIT
SCIVOLOSITÀ SKID RESISTANCE - RUTSCHWERT GLISSANCE - ADHERENCIA СКОЛЬЗКОСТЬ - 防滑性			NAT ST ST 20 mm
	DM. 236/89 BCRA	> 0,40	> 0,40 > 0,40 > 0,40
	ASTM C1028	Wet SCOF > 0,60	> 0,60 > 0,60 > 0,60
	ANSI A137.1	Wet DCOF > 0,42	> 0,42 > 0,42 > 0,42
	AS 4586:2013	-	- - -
	DIN 51130	-	R10 R11 R11
	DIN 51097	-	A+B A+B+C A+B+C
	ENV 12633	≥ CL1	- - -
	UNI EN 13036 - 4:2011	≥ 36	≥ 36 ≥ 36 ≥ 36

Per i certificati specifici, contattare Mirage SpA - For specific certificates, please contact Mirage SpA - Für die speziellen Zertifikate wenden Sie sich bitte an Mirage SpA - Pour les certificats spécifiques, veuillez contacter Mirage SpA
Para los certificados específicos, contactar Mirage SpA - Для сертификатов обращайтесь в компанию Mirage SpA - 关于具体的证书, 请联系 Mirage SpA 公司



Made in Italy

www.mirage.it



Mirage Granito Ceramico S.p.a.

41026 - Pavullo (MO) ITALY - Via Giardini Nord, 225
Tel. +39 0536 29611 - Fax +39 0536 21065
info@mirage.it - www.mirage.it

Mirage Project Point

20121 - Milano ITALY
Via Marsala, 7
Tel. +39 02 65560879

projectpoint-mi@mirage.it
www.mirageprojectpoint.com/milano

Mirage USA INC.

618 Grassmere Park Dr - Suite 1-2
Nashville - Tennessee (TN) - 37211
Ph. +1 615 834 3888
TAX ID: 75 2773306
info@mirageusa.net
www.mirageusa.net

Mirage Project Point Dubai

Building 7 - Ground Floor
d3 Dubai Design District - United Arab Emirates
Ph. +971 4 554 3944
Licence No. 93659
projectpoint-uae@mirage.it
www.mirageprojectpoint.com/dubai